

A photograph of two scientists in a laboratory. A man with a beard and safety glasses stands behind a woman with red hair tied back, also wearing safety glasses. They are both wearing white lab coats. The woman is leaning over a lab bench, using a pipette to transfer liquid into a small container. The bench is cluttered with various lab equipment, including beakers, bottles, and a petri dish. The background shows a typical lab setting with shelves and equipment. The image is overlaid with large, semi-transparent colored circles in green, yellow, and blue.

In²science^{UK}

Fundraising pack guide 2025

Last updated June 2025

Contents

<u>Introduction</u>	Page 2
<u>Why fundraise for In2scienceUK?</u>	Page 3
<u>Getting ready to fundraise</u>	Page 4
<u>Your fundraising event checklist</u>	Page 4
<u>Staying safe and legal</u>	Page 5
<u>Fundraising ideas</u>	Page 7
<u>Bake sale</u>	Page 8
<u>Coffee event</u>	Page 9
<u>Sports event</u>	Page 10
<u>Conference fundraising</u>	Page 12
<u>Community outreach events</u>	Page 14
<u>Sit-down events</u>	Page 16
<u>Fundraising in memory</u>	Page 17
<u>Payroll giving</u>	Page 18
<u>Monthly giving</u>	Page 19
<u>Collecting and sending your donations</u>	Page 21
<u>Gift Aid</u>	Page 21
<u>Cash</u>	Page 23
<u>Bank transfer</u>	Page 24
<u>Fundraising platforms</u>	Page 25
<u>How to boost your reach</u>	Page 29
<u>Celebrating your efforts</u>	Page 31
<u>FAQs</u>	Page 32
<u>Thank you!</u>	Page 33

Introduction

Thank you for choosing to fundraise for In2scienceUK!

Whether you are fundraising solo, with friends, as part of a society, or on behalf of an organisation, we want your experience to be **enjoyable, impactful, and straightforward** - and we are here to support you every step of the way.

You might be organising a sports event to bring colleagues together or raising funds in memory of someone who was passionate about science, technology, engineering, or maths (STEM). Whatever your reason, this **guide** (along with the **additional fundraising pack resources**) contains everything you need to plan and deliver a successful fundraising activity.

Good luck and happy fundraising!



Why fundraise for In2scienceUK?

Every young person deserves the opportunity to reach their full potential regardless of their background. At In2scienceUK, we work to ensure that students from **low socioeconomic backgrounds** get access to the experiences and support they need to **succeed in STEM**. As a fundraiser, you play a vital role in making this possible.

Your donations will create lasting change by helping young people gain the **skills, knowledge, and confidence** to thrive in a STEM career and move toward economic stability. If you would like to explore the full extent of the impact of your support, please take a look at our [annual impact reports](#).



We raised funds for In2scienceUK by selling charity calendars at the Scottish Microscopy Society annual conference.

This was a fantastic experience and a brilliant way of raising awareness about In2scienceUK to all the attendees of the symposium.

Nikki R. Paul - CRUK Scotland Institute

Beyond raising **vital funds** to keep our programmes free, fundraising also helps us **spread the word** by reaching more future participants, attracting new volunteers, and building a supportive, engaged community around our mission.

By fundraising for In2scienceUK, you are not just donating, you are **investing in the future of science, innovation, and social equity**. Together, we can break down barriers and ensure that a young person's potential is defined by their talent, not their background!

Getting ready to fundraise

To help you plan a **successful** and **enjoyable** fundraising event, we have put together a checklist of key things to consider and actions you can take to make sure everything runs smoothly.

Your fundraising event checklist



Choose your fundraising event

Think about how you would like to raise money for In2scienceUK. Consider your **skills**, what you **enjoy** doing, and whether you'd prefer to fundraise solo or as part of a group. Check out our "[Fundraising ideas](#)" section for inspiration!



Set a fundraising target

Setting a clear, realistic target can keep you focused and motivated. No amount is too small! Every donation makes a difference and helps support our mission.



Decide how to collect donations

Different events suit different donation methods. Once you have chosen your event, take a look at our "[Collecting and sending your donations](#)" section to find the best way to collect and send your funds safely to In2scienceUK.



Let us know about your event

We would love to hear what you are planning! Email our Development Team at **development@in2scienceuk.org** to share your ideas, get advice, and tell us why you are supporting In2scienceUK.



Spread the word

Promote your event to friends, family, and your wider community, both in person and online. For tips on increasing your donations, head to our "[How to boost your reach](#)" section.

Staying safe and legal

While it's great to have fun fundraising for In2scienceUK, it's just as important to make sure your activities are **safe** and **legal**. Before planning any event, make sure to visit the [UK Government](#) website and the [Fundraising Regulator's Code of Fundraising Practice](#).

Safety first

To help keep both event organisers and attendees safe, please consult the [Health and Safety Executive](#) for guidance on managing event safety. If your fundraising event involves **food**, please check the [Food Standards Agency](#) guidelines on preparing, handling, cooking and storing food.

Get appropriate permission

For collections on **private property** (e.g. shops, university buildings, stations), you do not need a licence but you must have written **permission** from the venue or property manager. Some places have their own charity booking process so be sure to follow it and bring any required documents.

Check if you need insurance or a licence

For **small**, low-risk activities like bake sales or coffee mornings, you probably won't need insurance. But if you are planning a **larger public event**, such as a fair, sports day, or anything involving hired venues or equipment, it is worth considering [public liability insurance](#). This protects you if someone is injured or property is damaged during your event, and some venues may require it as a condition of use.

If you are collecting donations in a **public place** (like a street, park or town centre), you will need a Street Collection Licence from the local council. Each council has its own rules so apply in advance and contact our Development Team at development@in2scienceuk.org, we can provide an official letter of authorisation. For more information, please visit the [UK Government](#) website.

Some activities, like raffles and lotteries, are classed as **gambling** and may require a licence. Please check the [Gambling Commission](#) website for up-to-date guidance.

Depending on your venue and fundraising event, you may also need additional licences if you want to sell alcohol or put on entertainment, such as music or a movie. The UK Government's [Licence Finder](#) is a valuable tool to help determine the specific licences or permissions required for your event. It is also advisable to consult your **local council's website** or contact their licensing department to understand local regulations and application procedures.

Selling items

If you are organising a one-off fundraising activity, such as selling handmade items at a local event and donating proceeds to In2scienceUK, a formal agreement is not required. However, if you are a business or individual and you want to **regularly sell products** in aid of In2scienceUK (e.g. for every cup of coffee you sell in March, you will donate 50p to us), you may be classed as a [commercial participator](#). In this case, please contact the Development Team at development@in2scienceuk.org. To find out more, please visit the [Fundraising Regulator](#).

Using In2scienceUK branding

To help you make the most of your fundraising, we have put together a [library of resources](#) to support you in promoting your event and sharing your achievements, both online and in person. When talking about your support for In2scienceUK, please refer to our [Partner Toolkit Guide](#) for guidance on wording and brand use. We kindly ask that our branded materials are only used in connection with fundraising activities for In2scienceUK and not for any other purposes.

You are responsible for your event

We truly appreciate your generous support and the effort you are putting into fundraising for In2scienceUK! To make it clear that your event is independently organised, please use the phrase **“in aid of In2scienceUK”** in all your communications. While we are happy to provide guidance and encouragement, please remember that you are responsible for all aspects of your event. As it is independently run, In2scienceUK cannot accept liability for your fundraising activities.

Thank you again for helping us make a difference!

Fundraising ideas

The type of fundraising event you choose is ***completely up to you*** - it can be shaped by your interests, resources, availability, and your personal connection to In2scienceUK. You might want to organise a fun team activity to boost morale, or support our mission to align with your company's equality, diversity, and inclusion goals, or even give back because you (or someone you know) have benefited from one of our programmes.

Whatever drives you to support In2scienceUK, we have put together a range of fundraising ideas to inspire you, along with helpful resources to get you started. But these are just suggestions to spark your creativity, ***feel free to think outside the box!***



Bake sale

What is it?

Bake sales are a crowd-pleasing way to fundraise and perfect for **teams**, whether you are part of a workplace, university society, or community group. Each team member can bake (or buy, no judgment!) a delicious item to sell. Share your delicious treats with friends, coworkers, and even a few friendly new faces. Just make sure your event is **inclusive** and **welcoming** for all by offering a variety of treats catering to different dietary needs and flagging any allergies to keep people safe.

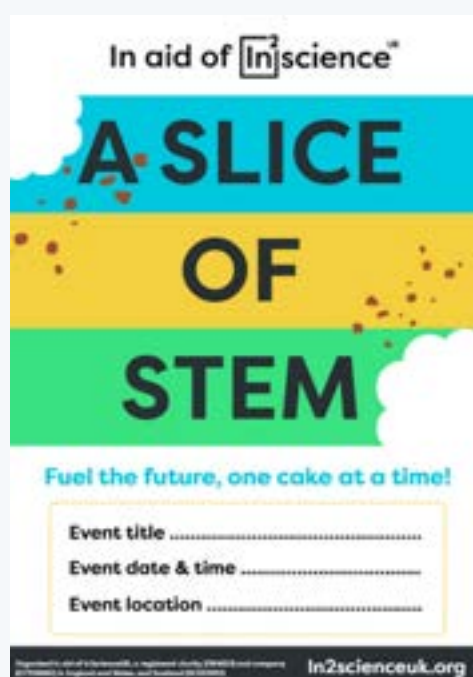
Why choose a bake sale?

They are fun, **simple to organise**, and don't take up too much space. Bake sales can be set up **quickly** (even during a lunch break!) and are a great way to get everyone involved as each team member can add their own unique flair to their baked creations.

How to get started

Start by choosing a date, time, and location for your bake sale. You'll typically only need one or two tables (depending on how enthusiastic your team is!). Make sure to bring along essentials like plates, napkins, and maybe some cutlery, especially if you are offering extra-gooey treats. Pre-cutting cakes can save time and help you avoid transporting sharp knives, and don't forget to label each item clearly, especially with any allergy information.

Now it's time to **spread the word** - both leading up to the event and on the day itself. Try displaying our [promotional poster](#) in a visible spot so everyone knows when and where it is. To build excitement and boost attendance, you can even share the event on social media using our [fundraising images](#). After all... who can resist cake?



Coffee event

What is it?

A coffee event in the morning or afternoon is a simple and sociable way to raise funds and connect with others. Similar to a bake sale, it involves offering homemade or shop-bought sweet treats, but with the added bonus of selling hot drinks like tea, coffee, or hot chocolate - whatever suits your crowd!

Why choose a coffee event?

Coffee events are a great way to **bring people together**, such as connecting with colleagues from different departments or breaking the ice with a new group. It's a relaxed, friendly setting that encourages conversation while supporting a great cause. A coffee event also offers a great opportunity to **spark discussion about In2scienceUK's mission**.



How to get started

What you'll need:

- A space with tables and chairs where people can sit and enjoy their drinks
- A kettle and/or coffee machine for making hot drinks
- Cups, mugs, plates, and other essentials for serving
- A selection of cakes or snacks to accommodate different dietary requirements
- Tea, coffee (instant or ground, depending on your equipment), hot chocolate, milk (including dairy-free alternatives)

To help you create a warm and welcoming atmosphere, feel free to **decorate your venue** with our specially designed In2scienceUK bunting. To promote your coffee event, we have also created a customisable poster where you can add your event details and display

it ahead of time. Plus, you can spread the word online using our ready-made [social media fundraising posts](#).

Depending on your audience, you might also want to print and share information about our programmes during the coffee event. For instance, if your guests have a STEM background, they could be ***interested in our [volunteering opportunities](#)***. Consider placing flyers with these details on tables so attendees can learn more about how they can get involved.

Sports event

What is it?

Whether you are already sporty or just looking for a fun way to get active for a good cause, hosting a sports event to support In2scienceUK could be the perfect fit! Choose any activity you ***enjoy*** - football, running, hiking, tennis, walking, even ping pong - and raise funds either solo or as part of a team. Why not host a sports day and get your friends involved in a mix of games and challenges? There's no end to the fun you can create!



Why choose a sports event?

Sports events **foster connection**. Some people love getting involved in the action, while others enjoy soaking up the atmosphere from the sidelines. If you are taking part as a team, it's a great way to strengthen relationships and **create lasting memories**, all while raising awareness of In2scienceUK's mission. If you're taking on a solo challenge, **share your story** and let others know why supporting In2scienceUK matters to you.

How to get started

To begin, think about the **type of physical activity** you would like to focus on. This could be something you already enjoy or a new challenge you want to take on. If you are trying something for the first time, it's important to **do some research** to make sure you are properly equipped and safe. Trying out the sport a few times beforehand is a good idea - you don't want to climb a mountain only to realise you're terrified of heights!

Once you have decided on your sport, **consider what kind of fundraising experience you want to create**. Some people set themselves a personal or team challenge, such as running a set distance or completing a sporting goal within a specific timeframe. Friends, family, and supporters can then sponsor you to help you reach that target. Others prefer to host a community-focused event where people donate to take part or simply to attend. This could be a friendly football match, a charity cycle, or any fun sporting activity where the main aim is to get people involved and enjoying themselves.

Depending on how you choose to fundraise, we have the tools to help you promote and manage your event! If you are collecting



sponsorships, we offer a downloadable [sponsorship form](#) as well as access to online giving platforms (details can be found in our “[Collecting and sending your fundraising donations](#)” section). If you are organising a watchable event, we also provide a customisable [event poster](#) and branded [social media graphics](#) to help spread the word and build momentum.

Conference fundraising



What is it?

A conference is a gathering where people come together to exchange ideas, share experiences, and connect around a common interest. You might be attending as a delegate, hosting a stall, or even organising the event yourself! Whatever your role, a conference can be a **powerful platform** to raise awareness of In2scienceUK’s mission and collect donations.

Why fundraise at a conference?

Conferences that focus on topics like STEM, higher education, social mobility, diversity and inclusion, or research are an excellent way to **connect with people who care about the same issues we do**. These events often bring together professionals, researchers, and advocates who are passionate about widening participation and creating

positive change in their fields. For instance, at an engineering conference, attendees might include both industry leaders and academic researchers, many of whom are likely to be deeply invested in efforts to improve inclusion in engineering. Some may work for organisations that actively support outreach and education for young people from low socioeconomic backgrounds, making them ideal potential supporters of In2scienceUK.

By sharing our work in these spaces, you not only help raise vital funds but also connect with **like-minded** individuals and organisations who can amplify our impact.

How to get started

If you are attending a conference as a **delegate**, one of the most impactful things you can do is simply talk to others about In2scienceUK. Sharing your personal connection - whether you are a volunteer, fundraiser, or enthusiastic supporter - can go a long way. Directing people to our [website](#) or social media platforms, such as [LinkedIn](#) and [Instagram](#), helps spread the word, and personal recommendations are often the most powerful way to **inspire interest**. If you are comfortable, consider bringing along a few of our programme leaflets from our [Partner Toolkit](#) to hand out to those who want to learn more about volunteering or getting involved.





For those with a **stall** or **exhibition space**, displaying In2scienceUK's promotional materials is a great way to catch people's attention. Visitors can take a moment to read about our work while browsing your display. To make it easy for interested individuals to support us on the spot, we have created a [fundraising poster with a QR code](#) that links directly to our donation page. Ideal for quick and convenient giving!

If you are involved in **organising the conference**, you have even more opportunities to make an

impact. Consider placing [donation posters](#) in high-traffic areas such as registration desks, refreshment stations, or breakout rooms. You could also **add a fundraising element to the event**, like selling merchandise (e.g. a themed calendar) or hosting a fun activity such as a quiz, with proceeds going to In2scienceUK. There's plenty of room for creativity, and we encourage you to tailor your approach to fit the tone and audience of your event.

Community outreach events

What is it?

A community outreach event is an opportunity to connect with local people, share valuable information, and offer support. These events are often created to **raise awareness**, provide resources or offer practical services. Examples might include career fairs or STEM-themed days hosted by local schools and universities, university open days, diversity in STEM events, or panel discussions focused on career pathways.

Why fundraise at a community outreach event?

Community outreach events are a great way to connect directly with



people who care about our mission or who might want to get involved! For example, careers fairs at schools and universities can bring together students who may want to join our programmes, teachers who know students who'd benefit, and potential volunteers like university academics.

These events are not only great for raising awareness about In2scienceUK and the work we do, but also offer the perfect opportunity to **encourage smaller, accessible donations** - like a few pounds - that can really add up and make a big difference.

How to get started

Before taking part, consider whether it is appropriate to 1) share In2scienceUK's mission and 2) raise funds on our behalf. For example, if the careers event is aimed at younger children (under 16), promoting our programmes may not be relevant as our opportunities start at age 16. Likewise, if the event is hosted by a school where most pupils come from low socioeconomic backgrounds, it might be more suitable to focus on raising awareness about our programmes rather than asking for donations. **Use your judgement** to decide what feels right for the audience and setting.

If you are attending a community event where fundraising is

encouraged and young people are likely to be present, it could be a great opportunity to both **raise awareness** about our programmes and **collect much-needed donations**. In these cases, feel free to bring along our print-friendly promotional leaflets to share with any young people who might be interested in getting involved.

Rather than asking for donations directly, it might be more effective to offer a fun, **interactive activity** with a small participation fee. One great option is our “Pin the flask on the scientist” game - a simple, printable activity that’s easy to set up. You can offer a small prize to make it more engaging!

For events that are more adult-focused, we also have a fundraising poster available with a QR code that links straight to our donations page, making it quick and easy for people to support our work.

Sit-down events

What is it?

A sit-down fundraising event is a formal or semi-formal gathering, such as a ball, gala or award ceremony, where guests are seated for the duration of the event. These events often include a meal (like dinner or lunch), speeches, presentations, or entertainment, all while raising money for a cause.



Why fundraise at a sit-down event?

A sit-down event provides a valuable opportunity for **large groups to unite**, raise funds for a common cause, and increase awareness of a charity's mission all in one gathering. Events like these encourage **multiple ways to give**, creating a stronger and more meaningful impact.

How to get started

Selling tickets to your event and donating proceeds (or a portion of them) to In2scienceUK is a brilliant way to begin raising money before the event has even started. Just make sure to let attendees know the event is “in aid of In2scienceUK” and clearly explain how much of each ticket sale will be donated. To ensure your event is run properly and follows best practice, we recommend visiting the [Fundraising Regulator](#)'s website for guidance.

During the event itself, a simple way to encourage additional donations is by placing **donation envelopes** at each table. We have specially designed [donation slips](#) to include with each envelope, where guests can write down the amount they'd like to donate, give by cash or cheque, and add [Gift Aid](#). If someone prefers to give online, they can instead scan the QR code on the slip which links directly to our donation page. This offers a great opportunity to collect **extra donations** throughout the night and boost your overall fundraising total!

Fundraising in memory

What is it?

If you've lost a beloved family member, friend, or colleague who cared about STEM or supporting young people, making a donation to In2scienceUK in their memory can be a meaningful way to honour their values and **celebrate their life**.

Why fundraise in memory?

Fundraising or donating in memory of a loved one is a powerful and thoughtful way to create a lasting impact during a difficult time. It offers the chance to support a cause that was **close to their heart**, while also helping to open doors for young people in need.

How to get started

In2scienceUK is registered with several trusted fundraising platforms that can help you collect donations in memory of your loved one and celebrate their life and legacy. These platforms are ***simple to use***, making it easy for friends, family, and colleagues to contribute and ***share messages of remembrance***. We recommend using [JustGiving](#) or [MuchLoved](#), both of which offer thoughtful ways to honour someone special. You can find more details on these platforms in our “[Collecting and sending your donations](#)” section.

Payroll giving

What is it?

Payroll giving is a way for employees in the UK to donate to charity ***directly from their salary before tax is deducted***. Employees choose a charity (like In2scienceUK) and a donation amount, and the donation is taken straight from their gross salary before tax, meaning it costs less to give more. For example, a £10 donation only costs a basic-rate taxpayer £8.



Why choose payroll giving?

The main benefit of payroll giving is that it allows you to donate to charity straight from your salary ***before tax is deducted***, meaning

your donation goes further at no extra cost to you! It also **automatic**, regular, and sometimes even matched by your employer.

How to get started


To offer payroll giving, **employers** need to set up a scheme through an approved provider. In2scienceUK is registered with the Charities Aid Foundation's (CAF) Give As You Earn scheme and employers can apply to join via the CAF website. If eligible, you will receive an application pack to get started.

Once enrolled, **employees** can choose to donate a set amount from their salary each pay period to a charity of their choice, including In2scienceUK. Employers also have the option to go the extra mile and match employee donations, helping to boost charitable giving and demonstrate their organisation's commitment to supporting meaningful causes. Find out more in our "Collecting and sending your donations" section.

Monthly giving

What is it?

Setting up a **monthly donation** to In2scienceUK is one of the easiest and most effective ways to support our work. By regularly giving a small, manageable amount through a secure Direct Debit on one of our trusted fundraising platforms, you help make a lasting impact on the young people we support.



Why choose monthly giving?

Monthly giving provides a **reliable** and vital source of income for charities like ours. It lets you give what **feels comfortable** and fits your budget, with the flexibility to adjust or pause your support if your circumstances change.

How to get started

Setting up a monthly donation is quick and simple, and you can do it through several of our trusted platforms. For example, our JustGiving page lets you choose the amount you would like to give each month and when the donation is collected. Alternatively, our Gravyty Advance fundraising page offers alternative timeframes to regularly give, including quarterly, or annually. To find out which option works best for you, please visit our “Collecting and sending your donations” section.



Collecting and sending your donations

Now that you have decided how you would like to fundraise for In2scienceUK, the next step is choosing the best way to **collect** and **send in** your donations. There are several safe and secure options available, and the following section will help you understand each one so you can choose what works best for you.

If you have any questions or need support at any stage, our Development Team is here to help, just reach out to us at ***development@in2scienceuk.org***.

Gift Aid

Before we talk about the different ways to donate, it is important to understand Gift Aid and ***why it makes such a difference***. Gift Aid is a government scheme that allows charities to claim an extra 25p for every £1 you donate at no extra cost to you. This means donations go even further in supporting In2scienceUK's work.

To qualify for Gift Aid, a donor must be a UK taxpayer and have paid at least as much in Income Tax or Capital Gains Tax in the tax year as the charity will claim on their donation. ***If a donor has not paid enough tax, they can still donate but they should not declare Gift Aid.***

To enable In2scienceUK to claim Gift Aid on a donation, we need:

- The donor's full name
- The donor's home address (including postcode)
- A Gift Aid declaration (usually a ticked box or signed statement) confirming the donor is a UK taxpayer
- The date of declaration

Many of the ways you can collect donations for In2scienceUK allow donors to add Gift Aid so be sure to remind them!

Do all donations qualify for Gift Aid?

Gift Aid only applies to **certain types of donations**. To qualify, a donation must be a personal gift made voluntarily with no benefit given in return, and accompanied by a completed Gift Aid declaration. This means In2scienceUK can claim Gift Aid on **sponsorships** or **general donations**, where the donor is simply giving money to support a fundraising effort (e.g. a sponsored walk, run, or personal challenge). In these cases, no goods or services are received in return, so the donation is eligible.

However, we **cannot** claim Gift Aid on donations made at events like bake sales, raffles, or where something is **given in return**, such as food, tickets, or items. Even if someone pays more than an item is worth, it's still considered a transaction, not a pure donation.

If you are collecting sponsorships or direct donations, please encourage donors to tick the Gift Aid box. But for events where something is sold or offered, just know those contributions, while still incredibly valuable, won't qualify for Gift Aid under UK charity rules.

For full details, visit the [UK Government](#) website.



Cash

When collecting donations during fundraising events held in aid of In2scienceUK, you are responsible for ensuring that all funds are collected, recorded, and transferred securely and transparently.

At the event, cash should be collected in a **secure container**, such as a sealed collection tin, supervised donation box, or lockable cash box. Where possible, at least two people should oversee the handling of money and be present when counting the total.

Once the event is over, cash donations should be transferred to In2scienceUK using a **safe** and **trackable** method. The preferred options are:

- Bank transfer to In2scienceUK's official account (please contact our Development Team at **development@in2scienceuk.org** to request our bank details)
- Cheque payable to **In2scienceUK.org**
- A lump sum donation via our official online donation page or one of our other [fundraising platforms](#)

We **do not recommend sending physical cash in the post**. Although we have a postal address, posting cash carries a high risk of loss or theft and cannot be tracked. If sending funds by post, always convert the cash into a cheque and send to the following address:

**In2scienceUK
C/O Sedulo Office
605 Albert House
256 - 260 Old Street
London
EC1V 9DD**

Once you have sent us your donation, please email our Development Team at development@in2scienceuk.org to let us know so we can confirm we've received it.

Events NOT eligible for Gift Aid

If you are collecting cash donations at a fundraising event such as a bake sale, quiz night, or community activity, keep a **written record**

using our cash donation record sheet. If sending funds by post using a cheque, please also include your completed cash donation record sheet.

Events eligible for Gift Aid

When collecting cash donations for events where In2scienceUK **can claim Gift Aid**, such as a sponsored event, please use our ready made sponsorship form to record each donor's full name, home address, postcode, and a ticked Gift Aid box.

After the event, count the cash with two people present, then convert the total into a cheque, bank transfer, postal order, or single online donation. Finally, send the completed sponsorship forms to In2scienceUK either by post (using the above address) or email (development@in2scienceuk.org) so we can process the Gift Aid claim. This ensures donations are handled securely while still allowing us to claim Gift Aid on eligible contributions.

Bank transfer

Making a donation via bank transfer is quick and easy! Before sending your donation, please contact our Development Team at development@in2scienceuk.org to let us know you would like to donate by bank transfer. We will provide you with our **bank details** and any **reference information** you'll need.

If you are donating as an **individual**, please include your full name. If you are donating on behalf of an **organisation**, let us know the organisation's name. This helps us identify your donation and ensure we can thank you properly for supporting the young people we work with.





Fundraising platforms

Fundraising platforms are a simple and secure way to raise money for In2scienceUK. They make it easy to **collect** and **send funds**, even from people who aren't nearby. For example, if you're taking part in a sponsored swim, friends and family in other cities can donate online without any hassle!

These platforms also offer helpful tools to support your fundraising, such as creating a **personalised fundraising page** to share your story and explain why you are supporting In2scienceUK. Many platforms also allow you to set up **regular donations** and automatically send **thank you messages** to your supporters.

Below is a list of fundraising platforms that In2scienceUK is registered with. The best platform for you will depend on the type of fundraising activity you are planning, and this guide will help you **choose the one that suits your fundraising journey**.

Gravyty Advance

Gravyty Advance is one of In2scienceUK's primary donation platforms. It is a simple and flexible way to **securely send us funds** with no unnecessary steps or complications. Our main page clearly outlines our mission and the impact your donation makes, even featuring **first-hand stories** from past programme participants!

You can choose how much to give, whether it's a one-off donation or a recurring gift (monthly, quarterly, or annually), and you also have the option to include Gift Aid.

This platform is ideal for individuals or organisations looking to make a one-time contribution, set up ongoing support to help us maintain reliable funding, or securely transfer funds collected through a fundraising event.

JustGiving

If you have fundraised before, you might already be familiar with JustGiving. It is a secure and versatile way to support In2scienceUK, whether you are making a **direct donation** or raising money through a **fundraising activity**. In2scienceUK has an official JustGiving page, where you can see previous donations and learn more about how others have supported our work.

Like Gravyty Advance, JustGiving allows you to make either a one-off donation or set up a recurring contribution. A major benefit is that JustGiving charges 0% platform fees on donations, so **every penny you give goes directly to supporting our mission!**

One of the features of JustGiving is the ability to create a personalised fundraising page. You can tailor it to the type of event you are organising, set a fundraising target to motivate your supporters, and share your page online to reach more donors. It is also a great space to **tell your story** - why you are fundraising for In2scienceUK and why our work matters to you. Once you have created your fundraising page, simply share it with others on social media, via email, or send a link to your friends!

JustGiving can be used for a variety of fundraising activities, including

sponsored events, individual or repeat donations, or fundraising in memory.

GiveWheel


Like JustGiving, GiveWheel is an online fundraising platform that allows you to create a personalised fundraising page with 0% platform fees. When setting up your fundraising page, you can easily **search for and select In2scienceUK** as your chosen charity, or even choose to support multiple charities at once.

You can set a fundraising target (if you wish) and decide whether donors can choose which charity to support or have donations split between your selected charities. Your fundraising page can also **share your reasons** for supporting In2scienceUK and you can add a personal touch with a photo.

GiveWheel is ideal for sponsored challenges, fundraising in memory of someone or even unique occasions - some of our supporters have used it to **request donations instead of wedding gifts!**

In addition, GiveWheel allows you to design and sell tickets for charity events, with the option to split proceeds between one or more charities. This makes it a great choice if you are organising a fundraising event and want to manage both donations and ticketing in one place.





Charity Aid Foundation

Charity Aid Foundation (CAF) is an excellent platform for both **individual** and **corporate** giving. If you are looking to donate personally (not through a company account), you can make a secure one-off donation to In2scienceUK by visiting the CAF website, searching for In2scienceUK in their charity database, and completing the payment process.

CAF also provides a simple way for companies to set up payroll giving. Just submit an application and, if your organisation is eligible, you will receive a starter pack with everything you need to begin. CAF also supports matched giving, allowing companies to match their employees' charitable contributions, helping your donations make an even greater impact!

MuchLoved

MuchLoved is the UK's leading platform for creating in-memory tributes, offering a meaningful way to honour someone special while raising **funds in their memory**.

You can create a tribute page dedicated to your loved one and personalise it by adding photos, sharing memories, and **selecting a charity for donations**. To support our cause, just search for In2scienceUK in their database.

Once your tribute is live, you can enhance it with special features like lighting a virtual candle, posting personal messages, and **sharing the story behind your fundraising**. You can also set a fundraising goal and display progress with a customisable total-o-meter, making every donation part of a lasting legacy.

How to boost your reach

Now that you have decided how you are going to fundraise for In2scienceUK and your method of donation collection, it is time to get started and begin raising those all-important funds!

Depending on your chosen activity, there are plenty of ways to boost your donations and make an even bigger impact! Here are some helpful tips and ideas to help you **maximise** your fundraising efforts.

Spread the word

Letting your friends, family and colleagues know about your fundraising activity is one of the quickest and most effective ways to raise awareness and support! If appropriate, encourage them to share it with their own networks too. This simple **word-of-mouth** approach can create a powerful ripple effect that significantly boosts your fundraising impact.



Go digital

Social media is a fantastic tool for reaching a **wide audience**. Depending on your event, consider sharing your fundraising page and details on platforms like LinkedIn, Instagram and Facebook.

LinkedIn is especially useful for engaging **professionals** and **organisations** who may not yet know about In2scienceUK but

share our values and mission - don't forget to also tag [our LinkedIn account](#) so they can learn more about our work!

Sharing your story on **personal accounts** can also make a big difference. It helps to let your followers know why you chose to support In2scienceUK and **what our cause means to you**, creating a

personal connection that inspires people to donate. Feel free to tag our Instagram account or share our website so that supporters can explore our impact.

Use our fundraising materials

To help you ***promote*** your fundraising, we have created a range of downloadable/printable resources including posters, social media graphics and other helpful materials. ***Feel free to use them*** to spread the word and boost your campaign!

For more guidance on how to communicate In2scienceUK's mission, explore our Partner Toolkit Guide where you will find tips on tone and language, along with example messages to help inspire your own.



Celebrating your efforts

Just because your event is over doesn't mean the excitement has to end! No matter how much you have raised, we encourage you to **share your achievement** with both In2scienceUK and your community.

Fundraising in support of In2scienceUK is one of the most impactful ways you can contribute. Your efforts help us continue offering life-changing STEM opportunities to young people from low socioeconomic backgrounds and that is something worth celebrating!

Share your photos and stories

We are here to support you every step of the way and that includes after the donations are in. If you are comfortable, please send us your **photos** and **stories** from your event to our Development Team at development@in2scienceuk.org and tell us why you chose to support In2scienceUK. We would love to **showcase your amazing efforts** on our social media and website to inspire others! Every story helps build a stronger, more connected community around our cause.

Celebrate your success

Reaching your fundraising goal deserves a big congratulations! If you hit your target, we have a special badge graphic you can post on social media to thank your supporters and celebrate your success. Even if you did not reach your goal, your dedication and hard work still deserves recognition. Share your journey with your network whatever the outcome!



Boost those final donations

Your event may be over but there is still a **chance to raise more**. Sharing your success story can motivate late supporters to contribute. When you post your event highlights, include a **final ask for donations**. Every extra pound brings us closer to empowering more young people in STEM.

FAQs

How will you use the funds I have raised?

The money you raise will directly support young people from low socioeconomic backgrounds across the UK by providing them with life-changing STEM opportunities through our programmes. Your contribution helps us deliver in-person placements with STEM professionals, online skills and employability workshops, mentoring sessions, site visits, networking opportunities, **and much more!**

Can In2scienceUK promote my fundraising event?

We are incredibly grateful for your support and wish we could amplify every fundraiser. However, as a small team, we are **limited in our capacity** to promote fundraising events in real time. While we aim to celebrate as many events as possible after they have taken place, we unfortunately cannot commit to boosting engagement or helping raise funds in advance due to timing and availability.

How else can I get involved with In2scienceUK?

We love that you want to do more and there are plenty of ways to get involved! You can volunteer on our programmes by hosting a placement, joining a webinar, or becoming an industry mentor. You can also let us know about relevant events, share useful resources with our students, or **help spread the word** about our work.

If your organisation is interested in forming an official partnership, we would love to hear from you. Please reach out to our Development Team at development@in2scienceuk.org to express your interest, and we will be happy to arrange a conversation to explore how we can work together.

I have questions that have not been covered, who can I speak to?

If you have any questions or need advice at any stage of your fundraising journey, do not hesitate to get in touch with our Development Team at **development@in2scienceuk.org**. We are happy to support you, and we are always up for a quick call if that's helpful!

Thank you!

From all of us at In2scienceUK, ***thank you for your incredible support!*** We are truly grateful for the time, energy, and passion you have put into fundraising for our mission. Your efforts help us continue to empower young people and boost inclusion in the UK STEM sector!

We hope you feel ***proud*** of what you have achieved because we certainly are! Not only have you made a real difference, but we also hope you had fun along the way and feel a strong sense of accomplishment.

Thank you for ***being part of our community*** and for believing in a fairer, more inclusive future in STEM!

